



2016

2016 07

()

| | | |
|------|---------------------|---|
| 2016 | | 2 |
| | | 5 |
| |3.....42□..... | |

| | | |
|--|--|--|
| | | |
|--|--|--|

| | | | |
|--|---|--|--------|
| | | | 002491 |
| | | | |
| | | | |
| | | | |
| | TONGDING INTERCONNECTION INFORMATION CO.,LTD. | | |
| | TDii | | |
| | | | |

| | | |
|--|------------------|----------------|
| | | |
| | | |
| | 8 | 8 |
| | 0512-63878226 | 0512-63878226 |
| | 0512-63877239 | 0512-63877239 |
| | hezl@tdgd.com.cn | td_zqb@163.com |

3

2015

| | 2,070,273,501.36 | 1,491,763,534.52 | 1,738,219,715.45 | 19.10% |
|---|------------------|------------------|------------------|----------|
| | 259,526,284.68 | 79,512,085.06 | 109,741,246.46 | 136.49% |
| | 192,965,124.96 | 72,584,109.77 | 71,211,168.69 | 170.98% |
| | 106,760,335.41 | -80,856,391.02 | -103,780,104.85 | -202.87% |
| / | 0.2164 | 0.0672 | 0.0989 | 118.81% |
| / | 0.2164 | 0.0672 | 0.0989 | 118.81% |
| | 9.15% | 3.25% | 4.66% | 4.49% |
| | | | | |
| | 6,437,642,485.85 | 5,178,730,746.44 | 5,879,537,436.24 | 9.49% |
| | 2,687,280,228.43 | 2,695,206,346.85 | 2,969,052,762.69 | -9.49% |

1

2

| | | |
|--|--------------|--|
| | | |
| | 3,997,305.60 | |

| | | |
|--|---------------|----------------|
| | 3,742,984.06 | |
| | 70,497,804.34 | 2016 3 2016 |
| | 5,766.82 | |
| | 73,888.89 | |
| | -7,299,762.58 | |
| | -69,098.34 | |
| | 4,525,925.75 | |
| | 66,561,159.72 | |

11,662.45

2016
44.94%

12,098.48

| | | | | | | |
|--|------------------|------------------|--------|---------|---------|---------|
| | | | | | | |
| | | | | | | |
| | 1,916,988,334.28 | 1,360,827,227.92 | 29.01% | 13.63% | 3.04% | 7.29% |
| | 141,757,171.74 | 90,762,361.89 | 35.97% | 240.25% | 754.33% | -38.53% |

"

"

| | | |
|--|--|--------|
| | | 98.73% |
| | | 92.00% |
| | | 35.00% |
| | | 20.01% |
| | | 10.00% |

2

| | | | | | | | | | | |
|--|--|------------------|-----------|-------|-----------|-------|------------------|----------------|--|---|
| | | | | | | | | | | |
| | | 1,000,00 0.00 | 2,727,475 | 0.27% | 2,727,475 | 0.27% | 1,000,00 0.00 | 340,934. 38 | | + |
| | | 1,000,00 0.00 | 2,727,475 | -- | 2,727,475 | -- | 1,000,00d | | | |

4

2

1

2

3

| | | | | | |
|---|----|-----|--------|----|----|
| | | | | | |
| | | 700 | 10.00% | | |
| | -- | 700 | -- | -- | -- |
| | | | | | |
|) | | | | | |
|) | | | | | |

3

1

A

| | |
|--|-----------|
| | 89,393 |
| | 206 |
| | 89,775.37 |
| | 0 |
| | 0 |
| | 0.00% |
| | |

| | | |
|-----------|---|-----------|
| 2016 6 30 | A | 89,775.37 |
| 1.16 | | |

2

| | | |
|--|--|-----------|
| | | 57,912.00 |
| | | |


| | |
|-----------|-----------|
| | 2016 3 1 |
| 2016 4 18 | 2015 |
| 30,000 | 12 |
| | |
| | 2016 6 30 |
| | |

5

6

| | | |
|------|------------|------|
| | | |
| 2016 | 2016 07 28 | 2016 |

4



| | |
|--|--|
| | |
| | |
| | |
| | |
| | |
| | |
| | |
| | |

| | | | |
|--|--|--|--|
| | | | |
|--|--|--|--|

3

2

2016

2

20

| | |
|--|---------|
| | |
| | |
| | Öt. C]E |
| | |

4

| | | | | | | | | |
|--|--|---|------|-----------|--------------|-------|------|---------------|
| | | | | | | | | |
| | | 3 | 0.00 | 13,000.00 | 8,000,000.00 | 0.00% | 0.00 | 50,000,000.00 |
| | | | | | | | | |

5

2016 1 11

1.5

51%
2016 2 22 2016



1

1

2

3

2016

89.40

2016

64.58

2016

7.41


2016

37.67

10%

10%


2



| | | | | | | | | | |
|----------|---------------|--------|------------|----------|--|---|--|-------|-------|
| | | | | | | | | | |
| | 2015 10 29 | 20,000 | 2015 10 29 | 7,000 | | 1 | | | |
| B1 | | | 0 | B2 | | | | 7,000 | |
| B3 | | | 20,000 | B4 | | | | 7,000 | |
| | | | | | | | | | |
| | | | | | | | | | |
| C1 | | | 0 | C2 | | | | 0 | |
| C3 | | | 0 | C4 | | | | 0 | |
| | | | | | | | | | |
| A1+B1+C1 | | | 0 | A2+B2+C2 | | | | 7,000 | |
| A3+B3+C3 | | | 20,000 | A4+B4+C4 | | | | 7,000 | |
| A4+B4+C4 | | | | | | | | | 2.60% |
| | | | | | | | | | |
| D | | | | | | | | 0 | |

5%

| | | | | | | |
|--|----|----|---|----|---|-----|
| | | | | | | |
| | | 10 | | 10 | 1 | 51% |
| | | | 2 | | | 24 |
| | 24 | | | 3 | | |
| | | 4 | | | | |
| | | 5 | | 6 | | |
| | | | | | | h |



| | | |
|-----------|--|--|
| | | |
| 2016 6 23 | | |
| | | |

| 5% | | 10 | | | | | |
|----|--|--------|-------------|--|------------|-------------|-------------|
| | | | | | | | |
| | | 45.02% | 539,850,210 | | | 539,850,210 | 306,683,000 |
| | | 5.82% | 69,794,172 | | 34,897,086 | 34,897,086 | 13,300,000 |

| | | | | |
|----------------|--|-----------|--|-----------|
| | | 2,620,000 | | 2,620,000 |
| | | 2,311,135 | | 2,311,135 |
| 16 | | 1,920,434 | | 1,920,434 |
| 10 10 10 | | | | |

10

10

10

10

| | | | | | | | | | |
|--|--|--|-----------|--|--|-----------|--|--|--|
| | | | | | | | | | |
| | | | 1,950,000 | | | 1,950,000 | | | |

| | | | | |
|--|--|--|------------|------|
| | | | 2016 01 11 | |
| | | | 2016 02 04 | |
| | | | 2016 02 04 | |
| | | | 2016 02 22 | |
| | | | 2016 02 22 | 2016 |

1

2016 06 30



| | | |
|--|------------------|------------------|
| | 87,411,765.00 | 87,411,765.00 |
| | | |
| | | |
| | 705,715,869.86 | 521,618,741.85 |
| | | |
| | 1,082,661,046.84 | 1,140,807,870.79 |
| | 307,073,380.92 | 168,521,363.16 |
| | 3,537,996.17 | 3,940,285.82 |
| | | |
| | | |
| | | |
| | 142,247,550.97 | 145,174,910.81 |
| | | |
| | 93,215,134.86 | 93,215,134.86 |
| | 756,713.43 | 830,133.68 |
| | 23,933,269.04 | 22,181,792.12 |
| | 58,883,489.36 | 110,027,064.77 |
| | 2,505,436,216.45 | 2,293,729,062.86 |
| | 6,437,642,485.85 | 5,879,537,436.24 |
| | | |
| | 2,159,389,000.00 | 1,693,000,000.00 |
| | | |
| | | |
| | | |
| | | 196,350.00 |
| | | |

| | | |
|--|--|------------------|
| | | 2,762,178,436.87 |
| | | |

| | | |
|--|---------------|---------------|
| | 43,107,554.50 | 76,445,052.51 |
| | | |
| | | |
| | | .24 |

| | | |
|--|------------------|------------------|
| | | |
| | 2,765,112,164.66 | 2,231,650,717.63 |

| | | |
|--|---------------|--|
| | | |
| | | |
| | | |
| | | |
| | | |
| | 12,037,625.95 | |

| | | |
|--|--------|--------|
| | 0.2164 | 0.0989 |
| | 0.2164 | 0.0989 |

70,497,804.34

31,405,557.98

4

|

|

| | | |
|--|------------------|------------------|
| | | |
| | 67,680,000.80 | |
| | 83,700.00 | 22,000,000.00 |
| | 681,892,410.03 | 254,620,829.23 |
| | -660,933,260.61 | -43,512,601.99 |
| | | |
| | | |
| | | |
| | 1,808,768,962.87 | 1,328,480,000.00 |
| | | |
| | | |
| | 1,808,768,962.87 | 1,328,480,000.00 |
| | 1,155,888,000.00 | 1,260,830,000.00 |
| | 75,267,787.00 | 88,760,277.23 |
| | | |
| | 450,000.00 | 10,977,750.00 |
| | 1,231,605,787.00 | 1,360,568,027.23 |
| | 577,163,175.87 | -32,088,027.23 |
| | 196,416.23 | -308,244.36 |
| | 23,186,666.90 | -179,688,978.43 |
| | 577,717,968.31 | 641,226,681.87 |
| | 600,904,635.21 | 461,537,703.44 |

| | | |
|--|---------------|----------------|
| | 1,678,000.00 | 100,000,000.00 |
| | 28,837,262.20 | 111,606,934.38 |
| | 20,232,167.11 | 20,526,636.36 |
| | | |

| | | | | | | | | | | | | | |
|-----|--------------------------|--|--|--|-------------------------|-------------------|--|--|-------------------|--|--------------------|--------------------|--------------------------|
| | 1,199, 116,22 3.00 | | | | 803,370 ,938.89 | 21,955, 500.00 | | | 99,578, 201.11 | | 888,942 ,899.69 | 84,669, 483.91 | 3,053,7 22,246. 60 |
| “ ” | | | | | -517,60 4,314.4 9 | | | | | | 235,831 ,780.23 | -41,934, 731.23 | -323,70 7,265.4 9 |
| | | | | | | | | | | | | | |

| | | | | | | | | | | | |
|---|--|--|--|--|----------------|--|--|--|--|----------------|----------------|
| | | | | | | | | | | | |
| | | | | | | | | | | 109,407,193.13 | 109,407,193.13 |
| | | | | | -94,231,868.20 | | | | | | -94,231,868.20 |
| 1 | | | | | | | | | | | |
| 2 | | | | | | | | | | | |
| 3 | | | | | 476,988.48 | | | | | | 476,988.48 |
| 4 | | | | | -94,708,856.68 | | | | | | -94,708,856.68 |

| | | | |
|--|----------|-----------|-----------|
| | 1,199,11 | 693,477,6 | 21,955,50 |
| | 6,223.00 | 33.29 | 0.00 |

1

-

2

12

2016

12 31 2016

28“ ”

32

1

2

1 1 12 31

3

12

4

5

1

2

6

1

3

2

4

53

7

8 —

8

8

9

1

2

10

1

A

B

3

11

1

| | | |
|--|-----|-----|
| | 500 | 500 |
| | | |

2

| | |
|--|--|
| | |
|--|--|

3

| | |
|--|--|
| | |
| | |

12

1

2

3

B

22 —

A
B

22 —

3

6

C

C

C

C

C

3

22 —

22

15

16

1

2

| | | 20 | 5% | 4.75% |
|--|--|----|----|--------|
| | | 10 | 5% | 9.50% |
| | | | 5% | 19.00% |

3

19

20

21

1

2

A

B

C

D

E

27

28

1

2

A

B

3

1.

2.

29

1

2

1

2

30

/

1

2

31

1

2

32

1

13“ ”

2

33

1

2

34

1

| | | |
|--|--|-------|
| | | |
| | | 17% |
| | | 3%-5% |

3**1**

| | | |
|--|----------------|----------------|
| | | |
| | 104,005.73 | 106,523.75 |
| | 600,683,819.48 | 572,103,502.74 |
| | 281,557,695.83 | 218,996,499.30 |
| | 882,345,521.04 | 791,206,525.79 |

281,142,235.83

2

| | | |
|--|-----------|--|
| | | |
| | 72,200.00 | |
| | 72,200.00 | |

3**4****1**

| | | |
|--|---------------|---------------|
| | | |
| | 27,570,412.52 | 14,531,623.18 |
| | 23,362,733.41 | 36,339,222.64 |
| | 50,933,145.93 | 50,870,845.82 |

2

3

| | | |
|--|---------------|--------------|
| | | |
| | 44,812,008.60 | 1,990,000.00 |
| | 3,013,051.61 | |
| | 47,825,060.21 | 1,990,000.00 |

4

5

1

| | 1,721,72 8,773.42 | 100.00% | 107,752, 568.08 | 6.26% | 1,613,976, 205.34 | 1,418,17 1,960.43 | 100.00% | 92,623,750.38 | 6.53% | 1,325,548,2 10.05 |
|--|----------------------|---------|--------------------|-------|----------------------|----------------------|---------|---------------|-------|----------------------|
| | 1,721,72 8,773.42 | 100.00% | 107,752, 568.08 | 6.26% | 1,613,976, 205.34 | 1,418,17 1,960.43 | 100.00% | 92,623,750.38 | 6.53% | 1,325,548,2 10.05 |

| 1 | | | | |
|---|---|------------------|---------------|--------|
| 1 | | 1,517,511,559.62 | 75,875,577.86 | 5.00% |
| 1 | 2 | 158,040,398.83 | 15,804,039.88 | 10.00% |
| 2 | 3 | 38,996,760.04 | 11,699,028.01 | 30.00% |

2

15,128,817.70

0.00

3

4

| | | | |
|--|--|--|--|
| | | | |
|--|--|--|--|

7

1

| | | |
|--|-----------|--|
| | | |
| | 30,000.00 | |
| | 30,000.00 | |

2

8

1

9

1

| | 98,020,409.48 | 100.00% | 10,365,030.37 | 10.57% | 87,655,379.11 | 89,132,111.78 | 100.00% | 10,574,821.98 | 11.86% | 78,557,289.80 |
|--|---------------|---------|---------------|--------|---------------|---------------|---------|---------------|--------|---------------|
| | 98,020,409.48 | 100.00% | 10,365,030.37 | 10.57% | 87,655,379.11 | 89,132,111.78 | 100.00% | 10,574,821.98 | 11.86% | 78,557,289.80 |

| | | |
|---|--|--|
| | | |
| 1 | | |

| | | | |
|-----|--------------|--------------|--------|
| 2 3 | 2,254,026.44 | 452,227.05 | 20.06% |
| 3 | 6,794,379.64 | 4,294,304.86 | 63.20% |
| 3 4 | 4,097,210.98 | 2,050,505.49 | 50.05% |
| 4 5 | | | |

3

4

11

12

13

| | | |
|--|---------------|---------------|
| | | |
| | 12,620,877.36 | 14,533,870.93 |
| | 44,306,199.87 | 35,641,212.18 |
| | 410,980.00 | 410,980.00 |
| | 330,000.00 | 7,000,000.00 |
| | 57,668,057.23 | 57,586,063.11 |

14

1

| | | | | | | |
|--|---------------|--|--|--|--|--|
| | | | | | | |
| | 87,411,765.00 | | | | | |

| | | | | | | | | | | |
|--|-------------------|--|--|-------------------|--|--|--|--|-------|----------------|
| | 1,000,000. 00 | | | 1,000,000. 00 | | | | | 0.27% | 340,934. 38 |
| | 49,411,76 5.00 | | | 49,411,76 5.00 | | | | | 6.32% | |
| | 2,000,000. 00 | | | 2,000,000. 00 | | | | | 8.61% | |
| | 35,000,00 0.00 | | | 35,000,00 0.00 | | | | | 7.00% | |
| | 87,411,76 5.00 | | | 87,411,76 5.00 | | | | | -- | 340,934. 38 |

4

5

15

1

2

3

16

1

2

3

17

| | | | | | | | | | | | |
|--|-------------------|-------------------|--|------------------|--|--|-------------------|--|--|--------------------|--|
| | | | | | | | | | | | |
| | | | | | | | | | | | |
| | | | | | | | | | | | |
| | 99,050,937. 47 | 30,000,0 00.00 | | 8,831,089. 14 | | | -1,678,000 .00 | | | 136,204, 026.61 | |
| | 87,954,220. 54 | | | 3,528,810. 87 | | | | | | 91,483,0 31.41 | |

| | | | | | | | | | |
|--|-------------------|--|--|------------------|--|--|--|--|-------------------|
| | 98,867,688. 51 | | | | | | | | 98,867,6 88.51 |
| | 91,245,347. 04 | | | -556,000.0 0 | | | | | 90,689,3 47.04 |
| | 71,630,395. 29 | | | 1,700,000. 00 | | | | | 73,330,3 95.29 |
| | 62,317,440. 18 | | | | | | | | |

| | | | | | |
|----|----------------|---------------|---------------|--------------|---------------|
| 3 | | | | | |
| 3. | | | 41,025.64 | | 18,079,597.58 |
| 1 | | | 41,025.64 | | 18,079,597.58 |
| 4. | 800,288,497.39 | 99,854,695.43 | 17,514,321.67 | 2,653,601.30 | |

20

1



2

24

25

1

26

27

| | | | | | |
|--|--|--|--|--|--|
| | | | | | |
|--|--|--|--|--|--|

| | | | | |
|--|-----------|-----------|--|--|
| | | | | |
| | 72,200.00 | 10,830.00 | | |
| | | | | |

31

1

| | | |
|--|------------------|------------------|
| | | |
| | 152,250,000.00 | 153,000,000.00 |
| | 245,000,000.00 | |
| | 170,000,000.00 | 170,000,000.00 |
| | 1,349,639,000.00 | 1,127,500,000.00 |
| | 242,500,000.00 | 242,500,000.00 |
| | 2,159,389,000.00 | 1,693,000,000.00 |

2

32

| | | |
|--|--|------------|
| | | |
| | | 196,350.00 |
| | | 196,350.00 |

33

34

| | | |
|--|----------------|----------------|
| | | |
| | 279,948,329.15 | 324,321,618.20 |
| | 279,948,329.15 | 324,321,618.20 |

0.00

35

1

| | | |
|--|----------------|----------------|
| | | |
| | 524,679,833.47 | 466,734,742.03 |
| | 524,679,833.47 | 466,734,742.03 |

2

1



| | | | | |
|--|---------------|----------------|----------------|---------------|
| | 66,481,436.74 | 144,252,182.49 | 157,819,023.51 | 52,914,595.72 |
|--|---------------|----------------|----------------|---------------|

3

| | | | | |
|---|--------|---------------|---------------|-----------|
| | | | | |
| 1 | 162.08 | 12,326,814.38 | 12,329,455.38 | -2,478.92 |
| 2 | | 798,313.30 | 798,463.48 | -150.18 |
| | 162.08 | 13,125,127.68 | 13,127,918.86 | -2,629.10 |

38

| | | |
|--|---------------|---------------|
| | | |
| | 42,555,496.73 | 45,387,907.48 |
| | | 8,847.22 |
| | 22,703,873.35 | 19,194,502.84 |
| | 789,361.06 | 616,675.01 |
| | 2,241,356.41 | 1,880,968.33 |
| | 1,971,119.69 | 1,825,182.74 |
| | 1,810,839.39 | 1,620,596.00 |
| | 805,144.29 | 805,144.29 |
| | 72,535.72 | 214,546.70 |
| | 8,297.96 | 7,384.52 |
| | 72,958,024.60 | 71,561,755.13 |

39

| | | |
|--|--|--------------|
| | | |
| | | 2,673,804.18 |

41

1

| | | |
|--|----------------|---------------|
| | | |
| | 18,178,766.51 | 24,698,108.10 |
| | 10,888,500.00 | 21,955,500.00 |
| | 2,814,635.19 | 2,566,419.49 |
| | 169,199,996.00 | - |
| | 50,000,000.00 | - |
| | 9,336,976.15 | 6,616,467.77 |
| | 260,418,873.85 | 55,836,495.36 |

2

1

42

43

| | | |
|--|---------------|---------------|
| | | |
| | 13,710,000.00 | 13,710,000.00 |
| | 13,710,000.00 | 13,710,000.00 |

44

45

1

| | | |
|--|----------------|---------------|
| | | |
| | 212,380,002.40 | |
| | 15,995,000.00 | 22,850,000.00 |
| | 228,375,002.40 | 22,850,000.00 |

46

1

2

959175.15

2012 6 15 3,294,144.00 2013 1
32941.44

2009
2009

[2009]23 2009

[2009]16 2009 “

[2009]1168 2009 9 14

” 6,000,000.00

[2009]229 2009 12 9 “ ”

6,410,000.00 620500

2014 86 - 2013 2014 4 15
310,000.00

2015
2015 10 29

2015 211 2014
6,000,000.00

(2014 295) 2015 2 13

900,000.00

2014 8 27 2,819,863.80
28198.62

52

53

| | | | | | | | |
|--|------------------|-----|--|--|--|--|------------------|
| | | + - | | | | | |
| | | | | | | | |
| | 1,199,116,223.00 | | | | | | 1,199,116,223.00 |

54

56

| | | | | |
|--|---------------|--|--|---------------|
| | | | | |
| | 3,690,000.00 | | | 3,690,000.00 |
| | 18,265,500.00 | | | 18,265,500.00 |
| | 21,955,500.00 | | | 21,955,500.00 |

57**58****59**

| | | | | |
|--|--|--|--|--|
| | | | | |
|--|--|--|--|--|

| | | | | |
|--|------------------|------------------|------------------|------------------|
| | 2,070,273,501.36 | 1,458,711,079.09 | 1,738,219,715.45 | 1,334,968,276.62 |
|--|------------------|------------------|------------------|------------------|

62

| | | |
|--|--|--|
| | | |
| | | |

65

| | 51,977,147.66 | 52,514,807.82 |
|--|---------------|---------------|
| | -2,917,420.04 | -5,040,308.72 |

| | | | |
|--|--------------|--------------|--------------|
| | | | |
| | 3,997,305.60 | 21,024.11 | |
| | 3,997,305.60 | 21,024.11 | 3,997,305.60 |
| | 4,157,083.37 | 5,564,616.21 | 4,157,083.37 |
| | 503,562.74 | 3,960,123.10 | 503,562.74 |
| | 8,657,951.71 | 9,545,763.42 | |

| | | | | | | | | |
|--|------|------|--|--|--|------------|-----------|--|
| | | | | | | 6,000.00 | 65,000.00 | |
| | | | | | | 107,213.30 | | |
| | 22 | 2 | | | | 28,198.62 | 56,397.25 | |
| | 2015 | 100 | | | | | 34,500.00 | |
| | 2015 | | | | | | | |
| | 2015 | 23 | | | | | 27,000.00 | |
| | 2014 | | | | | | | |
| | 2015 | | | | | | | |
| | - | 2015 | | | | | | |
| | | 2015 | | | | | | |

| | | | | | | | | | | |
|--|--|--|--|--|--|--|--|--|--|--|
| | | | | | | | | | | |
|--|--|--|--|--|--|--|--|--|--|--|

2014 61

2014

70

| | | | |
|--|--------------|------------|--------------|
| | | | |
| | | 56,334.40 | |
| | | 56,334.40 | |
| | 6,000,000.00 | 287,472.43 | 6,000,000.00 |
| | 1,723,204.35 | 78,196.77 | 1,723,204.35 |
| | 7,723,204.35 | 422,003.60 | 7,723,204.35 |

71**1**

| | |
|--|--|
| | |
|--|--|

| | | |
|--|----------------|----------------|
| | 36,563,601.17 | 2,499,267.14 |
| | 14,150.00 | 12,597,726.66 |
| | 96,088,572.33 | 217,347,088.56 |
| | 37,097,959.28 | 711,241.09 |
| | 175,260,000.97 | 241,737,439.23 |

2

| | | |
|--|----------------|---------------|
| | | |
| | 59,167,561.64 | 32,771,293.94 |
| | 150,766,814.73 | 26,824,075.93 |
| | 36,010,882.11 | 26,000,792.71 |

5

6

| | | |
|--|------------|---------------|
| | | |
| | | 10,977,750.00 |
| | 450,000.00 | |
| | 450,000.00 | 10,977,750.00 |

74

1

| | | |
|-----|----------------|----------------|
| | | |
| 1 | -- | -- |
| | 273,661,948.86 | 121,635,583.85 |
| | 14,965,026.00 | 21,966,748.60 |
| | 60,976,912.36 | 56,062,068.51 |
| | 3,105,992.33 | 2,650,689.13 |
| | 103,950.17 | 487,184.38 |
| “ ” | -3,997,305.60 | 35,310.29 |
| “ ” | -268,550.00 | 56,850.00 |
| “ ” | 62,038,414.19 | 58,706,416.69 |
| “ ” | -16,586,253.22 | -11,628,061.05 |
| “ ” | -1,751,476.92 | -325,060.20 |
| “ ” | 10,830.00 | |
| “ ” | 44,910,468.80 | 134,396,928.49 |
| “ ” | | |

| | |
|--|----------------|
| | 232,106,700.04 |
| | -- |
| | 68,842,212.50 |
| | -- |
| | 172,200,004.00 |
| | -- |
| | 335,464,491.54 |

3

4

| | | |
|--|----------------|----------------|
| | | |
| | 600,904,635.21 | 577,717,968.31 |
| | 104,005.73 | 106,523.75 |
| | 600,800,629.48 | 572,220,312.74 |
| | | 5,391,131.82 |
| | 600,904,635.21 | 577,717,968.31 |

75

76

| | | |
|--|----------------|----|
| | | |
| | 114,428,602.80 | |
| | 12,840,230.16 | |
| | 61,409,185.90 | |
| | 188,678,018.86 | -- |

77

1

| | | | |
|--|---------------|--------|---------------|
| | | | |
| | 2,851,184.98 | 6.6312 | 18,906,777.84 |
| | 9,011,778.79 | 6.6312 | 59,758,907.51 |
| | | | |
| | 10,000,000.00 | 6.6312 | 66,312,000.00 |
| | | | |
| | | | |

| | | | |
|--|---------------|--------|----------------|
| | | | |
| | 21,827,685.50 | 6.6312 | 144,743,748.09 |
| | 387,977.42 | 7.375 | 2,861,333.47 |
| | | | |

2

78

79

1

1

2

3

4

5

6

2

1

| | | | | | | | | |
|--|--|--|--|--|--|--|--|--|
| | | | | | | | | |
|--|--|--|--|--|--|--|--|--|

2

| | |
|----|----------------|
| | |
| -- | 318,000,000.00 |
| -- | |
| -- | |
| -- | |
| -- | |

3

| | | |
|--|-----------------|----------------|
| | | |
| | | |
| | | |
| | 90,731,342.60 | 79,967,237.89 |
| | 338,730,374.03 | 172,437,528.55 |
| | 225,46.62 re WE | |

2

3

4

5

2

1

2

3

1

2

3

4

| | | |
|--|---|---|
| | / | / |
|--|---|---|

5

6

7

8

4

5

6

1

2

3

4

5

6

7

8

9

1

| | | | |
|--|--|--|--|
| | | | |
|--|--|--|--|

| | | | | |
|--|--|--|--|--|
| | | | | |
|--|--|--|--|--|

462,000.00 2015 06 25

| | | | | | | | | |
|-----------|------|-----------|-------|-----------|--------|-------|----|-------------|
| | | 26,780 | 3.10% | | 78 | | | 9.39% |
| | | | | | 26,780 | 0.29% | 78 | |
| | | | | 2013 4 22 | 20 | | | 50% |
| 2013 5 17 | 6.25 | 2013 4 23 | 2012 | | | 2012 | | 267,800,000 |
| | | 10 3.00 | | | | | | |
| P0 | P | P0-V | V | P | | | | |
| | | | | 6.25 | 5.95 | | | |
| | | | | | 60 | | | |
| 1 | | | 12 | | | | | |
| 2 | | | 48 | | | | | |
| | | | 12 | 24 | 36 | 48 | | |
| | | 25% | 25% | 25% | 25% | | 24 | |
| 48 | | | | | | | 24 | 36 |
| | | | | 30% | 30% | 40% | | |
| 3 | | | | | | | | |

4

5

1

2

1

2

3

1

2

3

4

1

2

3

1

2

4

5

6

1

2

3


4

7

8

1

1



2

4,899,324.64

0.00

3

4

| | | 406,388,626.15 | | 37.37% | 22,053,633.94 |
|--|----|----------------|----|--------|---------------|
| | | 227,324,640.74 | | 20.90% | 13,435,027.15 |
| | | 167,425,615.96 | | 15.39% | 8,705,449.76 |
| | | 67,744,434.28 | | 6.23% | 3,532,202.37 |
| | | 42,756,553.75 | | 3.93% | 3,042,064.20 |
| | -- | 911,639,870.88 | -- | 83.83% | 50,768,377.42 |

5

6

2

1

| | 614,230, 164.23 | 100.00% | 54,167,0 80.05 | 8.82% | 560,063,0 84.18 | 500,299 ,257.92 | 100.00% | 39,504,70 9.68 | 7.90% | 460,794,54 8.24 |
|--|--------------------|---------|-------------------|-------|--------------------|--------------------|---------|-------------------|-------|--------------------|
| | 614,230, 164.23 | 100.00% | 54,167,0 80.05 | 8.82% | 560,063,0 84.18 | 500,299 ,257.92 | 100.00% | 39,504,70 9.68 | 7.90% | 460,794,54 8.24 |

O[NE]VA[NE]N[IE]

| | |
|--|--|
| | |
| | |

| | | | | | | |
|--|--|---------------|-----|----------|-------|--------------|
| | | 30,160,000.00 | 1 2 | 30160000 | 4.91% | 3,016,000.00 |
|--|--|---------------|-----|----------|-------|--------------|

| | | | | | | | | |
|--|--|--|--|--|--|--|--|--|
| | | | | | | | | |
| | | | | | | | | |

—



