



2016

2017 04

()

1191842723

10

0.50

0

		2015 1 13 "
		"
		2016 3 2
		2016 11 30
ODN Optical Distribution Network		FTTH ODN
FTTH		Fiber To The Home
FTTCab		Fiber To The Cabinet
FTTC		Fiber-To-The-Curb
FTTB		

3G		3rd-Generation 3G Kbps 3G CDMA2000 WCDMA TD-SCDMA WiMAX
3G/LTE		3rd-Generation Long Term Evolution 3G 4G
4G		4th-Generation 100Mbps 1Gbps TD-LTE LTE-FDD ITU 4G
5G		5th-Generation 5M/S - 6M/S 5G
IPTV		
VoIP		Voice over Internet Protocol IP

			002491
			TONDDING INTERCONNECTION INFORMATION CO.,LTD.
			TDii
			8
			215233

Fb+X

5.39 110.55% 2016
41.43 14.82%

2016
ODN
22,687.05

1

“ ” “ ”

2

1

		2016				
		4,143,452,587.77	100%			14.82%
		2,827,640,849.93	68.24%			
			23.58%			
		,944,493.68	7.31%			

2016

98.73%

	3,152,789,328.97
	76.09%
	0.00%

5

--	--	--

4

	2016	2015	
	614	528	16.29%
	14.00%	13.87%	0.13%
	163,000,358.25	126,308,683.17	29.05%
	3.93%	3.50%	0.43%
	0.00	0.00	0.00%

219.82%

311.51%

	2016		2015			
	1,050,330,701.71	15.58%	791,206,525.79	13.46%	2.12%	
	1,525,055,130.94	22.63%	1,325,548,210.05	22.55%	0.08%	
	940,580,051.35	13.95%	1,200,051,584.48	20.41%	-6.46%	
	617,848,890.55	9.17%	521,618,741.85	8.87%	0.30%	
	1,382,764,086.15	20.51%	1,140,807,870.79	19.40%	1.11%	
	51,506,150.57	0.76%	168,521,363.16	2.87%	-2.11%	
	2,088,957,233.90	30.99%	1,693,000,000.00	28.79%	2.20%	
	266,401,002.40	3.95%	22,850,000.00	0.39%	3.56%	

%BM

3

	329,118,038.05	
	169,202,796.97	
	65,110,206.11	

1

1,005,499,171.36	266,909,091.00	276.72%

2

--	--	--	--	--	--	--	--	--	--	--	--	--	--	--

41%

294,02	100.	70,703	70,8	2016	
8,600.	00%	,300.0	05,6	02	2016-015
00		0	00.0	05	
			0		

8%

04

0 500.
00

05

95.86%

4


	2,000,000.00	722,550.00	0.00	5,529,350.00	1,052,400.00	56,603.37	526,200.00	
	2,000,000.00	722,550.00	0.00	5,529,350.00	1,052,400.00	56,603.37	526,200.00	--

5**1**

--	--	--

1.17		
55,100.53	25,000.00	3,450.91

2



2011 10 19

4,068.97

7,910.00

600

; 2012 3 27

	2016 12 31


3

			(1)		(2)	(3)?(2)/(1)				
		60,000.00	57,912.00	7,107.27	30,100.23	51.98%	2017 10 31	-		
	--	60,000.00	57,912.00	7,107.27	30,100.23	--	--	-	--	--

	2014 9 22	2014		15,000	
			12		
	2015 2 13				
	2015 3 2	2015			35,000
				12	
		2016 3 1			
	2016 4 18	2015			30,000
				12	
	2014 9 5		10,000		
					2015 2 13

3 —

2016	59,592,136.15	538,963,416.16	11.05%	0.00	0.00%
2015	23,221,404.44	255,973,381.25	9.07%	0.00	0.00%
2014	37,604,143.20	191,739,916.56	19.61%	0.00	0.00%



1

24

24

2

3

				3			
				5	100%		
			/		1		
		/			2		
		/			24		
				3	/		
				24	/		
		/					
			/				
				/		/	

2



	95.86	ODN		FTTx
	41%			2014
	51%			
	2016	4,628.14	2016	
	22,687.05	490.20%		
	10			
	2016	7,070.33	2016	
		7080.56		100.14%

3

4

--	--	--	--	--

5

ⒸPBE2+X

		0		0				
A1		0			A2		0	
A3		0			A4		0	

2016 10 2016
22 10,000

E	70%	0
	50% F	0
	D+E+F	0

2

3

1

4

1

2

1

2

3

2016

2016

2016 10 18		
2016 11 1		

2016 11 11		
2016 11 26		
2016 12 16		
2016 12 23		
2016 12 31		

2017 2 22

1

	86,454,750	7.21%				-45,865,461	-45,865,461	40,589,289	3.41%
3	86,454,750	7.21%				-45,865,461	-45,865,461	40,589,289	3.41%
	86,454,750	7.21%				-45,865,461	-45,865,461	40,589,289	3.41%
	1,112,661,473	92.79%							

1

2

		1.19%	14,171,916		14,171,916			12,000,000
“ ”25		1.11%	13,245,800	13,245,800		13,245,800		
		0.84%	10,000,000	10,000,000		10,000,000		
		0.81%	9,687,124			9,687,124		
		0.78%	9,300,000	9,300,000		9,300,000		

				44	2008 20	05	2017 17	06				
				54	2012 20	02	2017	06				

				48	2012 01	06	2017 17	06	2,760,000			-975,000	1,785,000
				53	2015 18	05	2017 17	06	0	10,000			10,000
				54	2008 20	05	2016 22	02	175,500		15,000		160,500
				44	2014 18	06	2016 06	01	0				0

2008 5

1972 11 2002 8 2009 4
2009 10 2010 10 2010 10 2012
6 2012 6
1969 3 2006 7 2009
4 2009 4 2010 12
2011 1 2011 4 2011 5
2012 5 2012 6
1964 3 2007 1 2011 3
2011 4 2012 2
2012 3 2014 12 2015 1
2015 5 “ ”
“ ”
“ ”
1973 2 1998 1 2012 2
2012 4 2014 6 2014 6



			2013 12 10		
			2014 06 23		
			2015 08 01	2018 07 31	
			2015 03 30		
			2013 07 12		
			2015 03 16		
			2015 06 29		
			2015 06 18		
			2014 11 05		
			2015 08 01	2018 07 31	
			2015 08 06	2018 08 05	

			44		74.03	
			54		13.12	
			48		50.43	
			33		21.67	
			44		170.54	

	2,352
	282
	446
	55
	563
	3,698

--	--

4

2

3

2015

2015

2016

1

2

	2017 04 07
	2017 00665

31

2016

2016 12

1

2

2016 12 31

2016

1

2016 12 31

	246,271,725.28	93,215,134.86
	925,912.29	830,133.68
	26,721,014.15	22,181,792.12
	173,234,542.30	110,027,064.77
	2,868,508,781.16	2,293,729,062.86
	6,740,484,460.72	5,879,537,436.24
	2,088,957,233.90	1,693,000,000.00
		196,350.00
	396,149,253.64	324,321,618.20
	410,792,641.32	466,734,742.03
		65,826,744.26

	217,411,765.00	87,411,765.00
	1,742,309,748.55	827,853,156.49
	750,629,144.91	836,709,197.43
	11,893,321.21	4,882,226.58
	68,392,746.82	70,780,819.14

	32,159,912.00	35,255,685.41
“ ”	722,550.00	-20,050.00
“ ”	73,021,320.07	25,934,871.49

	2,791,858,935.41	2,814,667,117.34
	2,165,069,566.98	2,286,959,724.70
	19,670,944.87	17,767,146.13
	100,832,459.36	101,826,405.31
	198,790,688.52	189,586,083.84
	92,633,728.54	73,906,792.22
	46,179,326.40	38,979,325.63
“ ”		
“ ”	72,908,168.20	24,736,857.15
“ ”	241,590,388.94	130,378,496.66
	13,502,401.67	15,826,881.44
	4,408,003.18	21,024.11
	7,216,181.00	236,839.99
	70,652.29	

	350,730.81	565,210.79
	25,234,435.76	47,136,198.18
	4,461,221,344.62	3,896,275,413.27
	2,868,750,124.77	2,646,338,424.14
	292,235,894.62	311,640,517.47
	349,487,308.66	273,827,208.52
	287,193,310.17	199,915,139.79
	3,797,666,638.22	3,431,721,289.92
	663,554,706.40	464,554,123.35
	39,262.98	76,100,342.47
	34,024,636.39	12,098,292.06
	20,563,971.50	10,028,059.35

	2,954,788,236.30	2,504,480,000.00
	2,325,560,000.00	2,578,275,157.45
	143,274,096.65	138,582,292.23
	11,067,000.00	12,142,337.84
	2,479,901,096.65	2,728,999,787.52
	474,887,139.65	-224,519,787.52
	-5,043,526.74	5,819,004.60
	143,611,505.35	-63,625,523.56
	577,601,158.31	641,226,681.87
	721,212,663.66	577,601,158.31

6

	3,123,367,179.31	3,106,077,714.07
	40,904,112.39	27,488,599.57
	3,164,271,291.70	3,133,566,313.64
	2,197,935,853.50	2,109,450,492.33
	184,736,812.89	213,729,767.36
	193,548,693.26	207,354,610.64
	365,064,381.50	306,423,900.00
	2,941,285,741.15	2,836,958,770.33
	222,985,550.55	296,607,543.31
	33,950,747.50	12,098,292.06
	20,563,971.50	10,028,059.35
		100,000,000.00
	54,514,719.00	122,126,351.41

	999,884,538.11	346,340,879.62
	-945,369,819.11	-224,214,528.21
	2,575,358,236.30	2,084,480,000.00
	2,575,358,236.30	2,084,480,000.00
	1,898,000,000.00	2,109,135,157.45
	111,579,331.86	120,392,280.98
	11,067,000.00	12,142,337.84
	2,020,646,331.86	2,241,669,776.27
	554,711,904.44	-157,189,776.27
	-2,197,584.92	5,615,398.37
	-169,869,949.04	-79,181,362.80
	399,794,019.90	478,975,382.70
	229,924,070.86	399,794,019.90

7

	1,199,	
	116,22	803,370
	3.00	,938.89



									911.16		354.36		443.20
1									12,616,		-12,616,		
2									911.16		911.16		

“ ”	-7,273,5				-82,651,6	-11,096,7			21,437,24	169,713	112,322,6	
	00.00				63.21	50.00			5.73	,807.12	39.64	
										214,372	214,372,4	
										,457.29	57.29	

	367,576,	1,036,134	86,961,28	566,905	2,057,578
	651.00	,460.79	9.95	,609.53	,011.27

8
91320500714102279K

4 2017 4 7

5 11 “ ”

1

2

12

2016

12 31 2016

1

2

1 1 12 31

3

12

4

5

1

2

6

9

1

2

10

1

A

B

“

13

14

1

2

6

3

22 ——

22 ——

15

16

1

2

		20	5%	4.75%
		10	5%	9.5%
		5	5%	19.00%
		5	5%	19.00%

3

17

18

1

2

3

3

4

25

1

2

26

1

2

1

2

1

2

2

30

/

1

2

31

1

2

32

33

1

2

2

1

2

15%

2014 9 2

2015 10 10

2010 4 2012 8
2012 8 6

2015 8 24

2015 10 30

2016 11 30

2015 9

[2011]112

2010 1 1 2020 12 31

p&@ESCQ&@t8Q&

329,118,038.05

2

	526,200.00	
	526,200.00	
	526,200.00	

3

4

1

	32,142,549.37	14,531,623.18
	22,415,313.26	36,339,222.64
	54,557,862.63	50,870,845.82

2

--	--


3

	15,738,862.10	
	5,059,896.58	
	20,798,758.68	

4

5

1



2

19,114,534.16

0

3

4

70.03%

1,146,219,302.48
65,284,764.75

5

6

6

1

2

80,550,045.95

78.46%

4	5	1,704,549.82	1,363,639.85	80.00%
5		685,543.67	685,543.67	100.00%
		98,456,903.31	17,418,264.78	17.69%

2

6,353,482.46

0

3

4

		74,873,132.39	60,644,581.90
		12,943,307.61	11,247,581.29
		10,640,463.31	17,239,948.59
		98,456,903.31	89,132,111.78

5

			1	1,405,219.90	
			1-2	1,058,442.00	
		38,356,990.70	2-3	34,796,375.50	38.96%
			3-4	296,953.30	
			4-5	800,000.00	
		14,037,927.65	1	14,037,927.65	14.26%
					701,896.38

		2,543,458.90	1 417,963.65 1-2 530,000.00 2-3 340,000.00 3-4 1,011,100.00 4-5 220,000.00 5 24,395.25	2.58%	881,843.43
		2,420,635.47	1 2,420,635.47	2.46%	121,031.77
		1,966,901.44	1 531,505.38 1-2 654,024.40 2-3 676,371.63 3-4 105,000.03	2.00%	347,389.21
	--	59,325,914.16	--	60.26%	13,455,655.29

6

7

8

	955,813,899.54	15,233,848.19	940,580,051.35	1,222,665,707.81	22,614,123.33	1,200,051,584.48
--	----------------	---------------	----------------	------------------	---------------	------------------

	54,000,000.00	
	117,218,079.81	57,586,063.11

62,317,44

6,925,215.

0.18

73

4.	816,100,043.24	1,056,406,183.89	106,794,646.38	19,783,414.74	1,999,084,288.25
1.	124,412,488.50	304,543,618.82	61,534,634.26	10,465,240.74	500,955,982.32
2.	37,911,550.52	66,586,869.17	14,804,058.68	2,589,287.16	121,891,765.53
1	37,911,550.52	66,586,869.17	14,160,689.55	2,574,048.55	121,233,157.79
3			643,369.13	15,238.61	658,607.74
3.		6,030,057.08	951,655.49	78,874.36	7,060,586.93
1		6,030,057.08	951,655.49		

20

1

	181,864.16		181,864.16	181,864.16	181,864.16
	4,430,565.53		4,432,117.07		
	10,310,280.52		10,308,728.98	3,687,409.09	3,687,409.09
	36,583,440.36		36,583,440.36	164,652,089.91	164,652,089.91
	51,506,150.57		51,506,150.57	168,521,363.16	168,521,363.16

2

	30,000,000.00	181,864.16	0.00	0.00	0.00	181,864.16	115.27%	99.50%				
		3,687,409.09	7,451,329.14	772,233.05	56,224.66	10,310,280.52						
	35,000,000.00	0.00	4,430,565.53	0.00	0.00	4,430,565.53	12.66%	75.00%				

		3,940,285.82
		3,940,285.82

22

23

1

2

24

25

1

1.	154,792,733.25	2,279,752.67	10,066,200.00	10,326,061.95	177,464,747.87
2.		855,470.12		13,450,900.00	14,306,370.12
1		833,247.90			833,247.90
2					
3		22,222.22		13,450,900.00	

4.	19,794,979.31	2,011,884.35	7,271,284.09	7,987,927.81	37,066,075.56
1.			2,794,915.91		2,794,915.91
2.					
1					
3.					
1					
4.			2,794,915.91		2,794,915.91

31	11,515.92		11,500.00		2014 10 31
784,865.14	93,215,134.86			2014 10	“ ” 51%
	2016 4 30				
	[2016]1192	51%	2016 4 30	18,999.28	
0.00		2016 11 30		35,643,409.58	153,056,590.42
2017 2					
		2016			2016

	16,263,651.53	2,439,547.73		
	526,200.00	78,930.00		
	16,789,851.53	2,518,477.73		

35

1

	410,792,641.32	466,734,742.03
	410,792,641.32	466,734,742.03

2

1

	11,765,277.25	
	8,489,652.18	
	2,171,912.18	

-	6,693.36	17,365,797.97	17,368,552.05	3,939.28
		109,800.00	109,800.00	
	66,481,598.82	298,365,591.11	292,216,353.90	72,630,836.03

2

1	52,192,050.15	254,206,922.17	252,763,100.86	53,635,871.46
2		6,174,904.64	6,149,638.44	25,266.20
3	648.00	8,035,809.01	8,036,457.01	
	648.00	6,024,469.11	6,025,117.11	
		1,499,144.95	1,499,144.95	
		512,194.95	512,194.95	
4	1,324.00	5,965,764.30	5,965,764.30	1,324.00
5	14,134,383.31	6,423,093.02	1,593,041.24	18,964,435.09
8	146,500.00	83,500.00	230,000.00	
	66,474,905.46	280,889,993.14	274,738,001.85	72,626,896.75

3

1	6,531.28	16,466,796.21	16,469,388.21	3,939.28
2	162.08	899,001.76	899,163.84	
	6,693.36	17,365,797.97	17,368,552.05	3,939.28

38

--	--	--	--

	677,954.22	616,675.01
	2,127,476.69	1,880,968.33
		8,847.22
		214,546.70
	1,810,839.40	

	0.00	
	254,114,996.00	
	17,634,527.94	

46

1

2

3

4

47

1

48

1

2

49

50

51

	40,786,752.77	3,300,000.00	3,556,630.43	40,530,122.34	
	40,786,752.77	3,300,000.00	3,556,630.43	40,530,122.34	--

						/
	24,895,757.41		532,747.52		24,363,009.89	
	3,096,495.36		65,882.88		3,030,612.48	

	5,584,500.00		1,241,000.00		4,343,500.00		

11,096,750.00

57

58

59

	99,578,201.11	21,437,245.73		121,015,446.84

	4,109,051,607.19	2,889,018,745.78	3,534,696,058.84	2,654,748,097.37
	34,400,980.58	23,327,833.24	74,042,513.28	61,492,221.53
	4,143,452,587.77	2,912,346,579.02	3,608,738,572.12	2,716,240,318.90

62

	13,707,577.07	11,057,397.74
	12,232,211.58	10,665,923.55
	5,105,286.68	

	26,807,906.63	27,181,972.53
	11,160,701.75	14,077,469.94
	3,968,966.91	13,089,266.35
	7,076,624.66	2,965,285.89
	5,212,054.56	4,838,870.59
	6,160,416.07	6,284,146.05
	4,295,790.10	4,384,341.46
	928,441.80	-1,222,412.87
	11,986,509.81	3,536,716.29

		-20,050.00
	722,550.00	-20,050.00

68

	40,635,420.70	23,880,565.09
	32,272,747.50	340,934.38
		1,615,700.15
	39,262.98	-588,439.24
	73,888.89	686,111.11
	73,021,320.07	25,934,871.49

69

	4,408,003.18	21,024.11	4,408,003.18
	4,408,003.18	21,024.11	4,408,003.18
	12,992,058.89	11,714,960.41	12,992,058.89
	289,093.63		
	1,521,329.89	5,044,344.34	1,521,329.89
	19,210,485.59		

						1,442,00		
						0.03		

								00
--	--	--	--	--	--	--	--	----

2014

370,000.

00



--	--	--	--	--	--	--	--	--

2015							4,000.00	
2015							16,000.00	
							45,000.00	

							1,000.00	

10,000.0

0

							00
							20,000.00
							100,000.00
							10,000.00
							50,000.00
							40,000.00
							300,000.00
							30,000.00
							222,400.00
2015	“						70,000.00
	”						10,000.00
							30,000.00
							10,000.00



						220,000.		
						00		
						650,000.		
						00		

2016

20,000.0

0

2

	661,107,824.35
/	99,166,173.66
	-2,729,845.78
	1,813,271.13
	-6,136,225.23

	63,190,865.76	69,990,167.00
	5,213,644.01	3,141,843.06
	8,256,000.00	403,472.43
	287,193,310.17	199,915,139.79

3

	3,300,000.00	6,900,000.00
	1,951,227.77	
	7,000,000.00	7,000,000.00
		100,000,000.00

74

1



3**4**

	721,212,663.66	577,601,158.31
	108,476.38	106,523.75
	715,697,455.33	572,103,502.74
	5,406,731.95	5,391,131.82
	721,212,663.66	577,601,158.31

75**76**

	329,118,038.05	
	169,202,796.97	
	65,110,206.11	
	563,431,041.13	--

77**1**

	895,964.38	6.937	6,215,304.90

3

	4,701,227.77	4,701,227.77
	9,075,488.93	9,075,488.93
	2,520,441.69	2,520,441.69
	2,178,698.32	2,114,371.37
	11,898,912.31	17,283.98
	714,811.45	714,811.45
	8,391,362.86	8,391,362.86
	47,000,450.00	47,000,450.00
	290,878.02	290,878.02
	145,159.15	145,159.15
	86,917,430.50	74,971,475.22
	4,295,063.93	4,295,063.93
	3,103,778.41	3,103,778.41
	62,973.19	62,973.19
	7,461,815.53	7,461,815.53
	69,889,038.39	59,734,976.41
	34,245,628.81	29,270,138.44
	35,643,409.58	30,464,837.97


4

5

6

2

1



812,318,	151,307,	963,625,	470,090,	2,688,27	472,778,	495,271,	155,101,	650,372,	446,755,	25,594,6	472,349,
603.19	006.13	609.32	322.01	0.22	592.23	412.26	183.86	596.12	245.29	67.46	912.75

3

1

2

3

4

	/	/
	--	--
	--	--
	--	--
	617,994,964.44	

1
1 :

	4,753,968.28	11,213,619.32	16,867,230.33	113,787.13
	-	-	-	-

1%

1%

/				

3

4

5

6

7

8

9

1

			21,968.00	38.41%	38.41%

2

1

3

3

		35%

4

5

1

/

					20,300.00

/

		25,788,300.00	115,135,100.00
		6,800.00	8,300.00

2

/

/

3

		1,276,000.00	1,788,000.00

	50,000,000.00	2016 06 26	2018 06 26	
		2016 08 04	2018 08 04	
	60,000,000.00	2016 08 04	2018 08 04	
		2016 06 26	2018 06 26	
	30,000,000.00	2016 06 26	2018 06 26	
		2016 06 26	2018 06 26	
	50,000,000.00	2016 09 15	2018 09 15	
		2016 09 15	2018 09 15	
	50,000,000.00	2016 09 16	2018 09 16	
		2016 09 16	2018 09 16	
	40,000,000.00	2017 08 01	2019 08 01	
		2017 08 01	2019 08 01	
		2017 08 01	2019 08 01	
	50,000,000.00	2017 07 08	2019 07 08	
		2017 07 08	2019 07 08	

	40,000,000.00	2015 11 06	2018 11 09	
		2015 11 06	2018 11 09	
	41,000,000.00	2016 03 01	2019 02 28	
		2016 03 01	2019 02 28	
	9,000,000.00	2016 04 01	2019 02 28	
		2016 04 01	2019 02 28	
	50,000,000.00	2016 03 10	2019 03 09	
		2016 03 10	2019 03 09	
	35,000,000.00	2016 05 12	2019 05 11	
		2016 05 12	2019 05 11	
	40,000,000.00	2016 05 12	2019 05 11	
		2016 05 12	2019 05 11	
	30,000,000.00	2016 05 24	2019 05 23	
		2016 05 24	2019 05 23	
	20,000,000.00	2016 05 30	2019 05 29	
		2016 05 30	2019 05 29	
	30,000,000.00	2016 07 13	2019 07 12	
		2016 07 13	2019 07 12	
	40,000,000.00	2016 07 14		

	20,000,000.00	2016 11 18	2018 11 18	
		2016 11 18	2018 11 18	
	30,000,000.00	2016 12 02	2018 12 02	
		2016 12 02	2018 12 02	

		2016 06 09	2018 06 09		
		44,500,000.00	2018 07 09		

	55,000,000.00	2017 10 20	2019 10 20	
		2017 10 20	2019 10 20	
	50,000,000.00	2017 01 20	2019 01 20	
		2017 01 20	2019 01 20	
		2017 01 20	2019 01 20	
	50,000,000.00	2015 12 31	2019 02 28	
	30,000,000.00	2016 11 09	2018 11 09	
		2016 11 09	2018 11 09	
	20,000,000.00	2016 11 29	2018 11 29	
		2016 11 29	2018 11 29	
	30,000,000.00	2017 04 18	2019 04 18	
		2017 04 18	2019 04 18	
	50,000,000.00	2017 12 06	2019 12 06	
	50,000,000.00	2016 04 27	2018 04 27	
		2016 04 27	2018 04 27	

		2016 01 29	2018 04 29	
	31,580,600.00	2016 02 29	2018 05 29	
		2016 02 29	2018 05 29	
	19,642,700.00	2016 03 04	2018 06 04	

		2016 11 25	2018 11 25	
	20,900,000.00	2016 11 30	2018 11 30	
		2016 11 30	2018 11 30	
	9,010,600.00	2016 12 28	2018 12 28	

	240,000.00	2017 12 31	2019 12 31	
		2017 12 31	2019 12 31	
	176,000.00	2019 03 09	2021 03 08	
		2019 03 09	2021 03 08	
	325,000.00	2019 03 09	2021 03 08	
		2019 03 09	2021 03 08	
	2,600,000.00	2017 12 31	2019 12 31	
		2017 12 31	2019 12 31	
	9,000,000.00	2017 12 31	2019 12 31	
		2017 12 31	2019 12 31	
	2,600,000.00	2017 12 31	2019 12 31	
		2017 12 31	2019 12 31	
	238,900.00	2018 12 27	2020 12 26	
		2018 12 27	2020 12 26	

	387,000.00	2016 03 01	2018 03 01	
	2,379,900.00	2016 11 04	2018 11 04	
	432,200.00	2017 11 11	2019 11 11	
	476,000.00	2017 03 20	2019 03 20	
	310,000.00	2017 04 20	2019 04 20	
	565,000.00	2017 05 26	2019 05 26	
	440,100.00	2017 12 31	2019 12 31	

5

	130,000,000.00	2015 01 01	2016 12 31	3 2016 12 31

6

7

	8,320,800.00	7,299,500.00

8

6

1

		21,765,300.00	1,789,600.00	46,176,000.00 2,609,100.00

2

		1,276,000.00	

7**8****1**

	0.00
	0.00

	26,780	3.10%		78		9.39%					
		26,780	0.29%	78							
6.25	2013	4	23	2012	2013	4	22	20	50%		
2012					2012				2013	5	17
							267,800,000		10	3.00	
	P0	P	P0-V	V	P						
					6.25	5.95		60			
1											
2					48						
		12	24	36	48				25%	25%	
25%	25%										
				24							
	24	36	48						30%	30%	40%

3

2

3

1

2

	59,592,136.15
	0.00

3

4

1

1

2

2

3

1

2

4

5

6

1

2

3

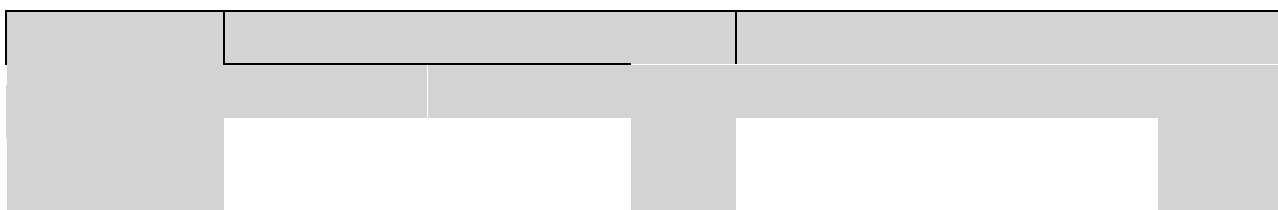
4

7

8

1

1



2

5,081,413.02

0

3

4

		%	
	433,584,393.04	41.58	24,644,922.56
	216,920,534.86	20.8	14,588,757.32
	94,971,253.59	9.11	5,128,098.88
	30,819,811.97	2.96	1,545,840.60
	28,381,931.58	2.72	1,419,096.58
	804,677,925.04	77.17	47,326,715.94

5

6

2

1

	669,165, 850.98	100.00%	74,318,5 02.98	11.11%	594,847,3 48.00	500,299 ,257.92	100.00%	39,504,70 9.68	7.90%	460,794,54 8.24

4

	7,723,844.10	15,956,167.52
	49,833,274.09	51,833,177.35
	603,987,587.88	425,564,902.62
	7,621,144.91	6,945,010.43
	669,165,850.98	500,299,257.92

5

		603,987,587.88	1 2-3	1-2	90.26%	59,356,174.95
		36,790,658.75	1 2-3	1-2 4-5	5.50%	11,197,184.02
		2,247,205.01	1		0.34%	112,360.25
		1,873,458.90	1 2-3	1-2 4-5	0.28%	756,167.95
		1,602,500.00	1		0.24%	80,125.00
	--	646,501,410.54	--		96.62%	71,502,012.17

6

7

8

3

	1,124,460,858.00		1,124,460,858.00	306,234,414.64		306,234,414.64

	98,867,68 8.51			1,132,311 .49						-100,000, 000.00		
	91,245,34 7.04			1,283,117								

5

	40,635,420.70	23,880,565.09
	32,272,747.50	340,934.38
		515,357.68
	72,908,168.20	24,736,857.15

6

1

	4,313,472.06	
	12,577,959.58	
	70,497,804.34	2016 4
	761,812.98	
	73,888.89	
	-8,608,621.63	
	1,585,279.89	
	2,845,850.96	
	75,185,185.37	--

1 —

1 —

2

--	--	--

		/	/
	19.00%	0.4532	0.4532
	16.66%	0.3901	0.3901

3**1**

2016

2016