

JIANGSU TONGDING OPTIC-ELECTRONIC CO.,LTD.

8



2012



巨潮资讯

www.cninfo.com.cn

中国证监会指定信息披露网站



巨潮资讯

www.cninfo.com.cn

中国证监会指定信息披露网站

A

	1-6		(%)
	1,320,141,878.32	831,831,328.33	58.7%
	73,087,277.57	105,133,037.37	-30.48%
	77,434,820.51	105,907,015.83	
	66,572,275.66	90,153,417.24	
	62,818,431.26	90,108,105.32	

	-2,984,138.54	
	-449.19	

1

		(%)							(%)
	171,617,500	64.08%				2,114,882	2,114,882	173,732,382	64.87%
1									
2	10,040,000	3.75%						10,040,000	3.75%
3	160,970,000	60.11%						160,970,000	60.11%
	139,893,900	52.24%						139,893,900	52.24%
	21,076,100	7.87%						21,076,100	7.87%
4	0	0%							

3,197,148

1


23,764

2

		(%)			
		52.24%	139,893,900	139,893,900	
		6.68%	17,895,941	17,190,982	
		3.73%	10,000,000	0	

3

1



			2011 01 01	2013 12 31	
--	--	--	------------	------------	--

	2012	
		2
		22



1

1

			(%)	%	%	%
	1,270,364,167.37	1,037,734,040.03	18.31%	52.82%	65.07%	-6.07%
	121,185,648.84	97,021,944.08	19.94%	-39.98%	-37.24%	-3.49%
	788,783,587.84	629,427,291.46	20.2%	73.35%	92.57%	
	104,226,304.29	78,353,734.01	24.82%	195.51%	274.7%	

128,666,298.15	116,375,056.81	9.55%
----------------	----------------	-------

1

				89,393
				17,093.58
				86,343.55
				7,348.19
				7,348.19
				8.22%
2012	6	30		86,343.55
			1	600
				2,000
			2	
				3,425.23

2

	()		(1)		(2)	(%)(3) (2)/(1)						
700		36,819.91	30,674.81	3,866.17	30,509.01	99.46%	2011	10	31	2,761		
	-	0	6,328.2	6,328.2	6,328.2	100%	2012	05	16	-	-	-
	-	36,819.91	37,003.01									

	2	2011	2	28		15,000.00		
	3	2011	6	24		7,910.00	600	
	4	2011	10	19				4,068.97
	5	2012	4	22	2011	7,348.19		

3

4

	2011 08 27	29,935		0
		29,935	--	--
2011 9 11	2011			
	2011 8 27	2011 9 14		
2012 5 31			2012 6 12	

2012 1

2011


2

3

4

5

1



2

3

4


5

EO

4

5

1 5%



2012 05 11				3	
2012 05 31				2	

2012-009		D25 D26 B250	2012 03 27	(http://www.cninfo.com.cn)
2012-010	2011	D25 D26 B250	2012 03 27	(http://www.cninfo.com.cn)
2012-011	2011	D25 D26 B250	2012 03 27	(http://www.cninfo.com.cn)
2012-012	2012	D25 D26 B250	2012 03 27	(http://www.cninfo.com.cn)
2012-013	2012	D25 D26 B250	2012 03 27	(http://www.cninfo.com.cn)
2012-014		D25 D26 B250	2012 03 27	(http://www.cninfo.com.cn)
2012-015	2011			


1

		773,611,898.67	735,012,870.27
		38,929,107.19	34,896,274.36
		744,064,587.04	352,622,762.27
		20,642,996.51	74,240,757.49

		764,538.85
		2,384,429,073.7

2012

24,334,828.66
3,230,650.49
728,711.82
18,013,125.97
876,839,324.24




		3,268,755,344.63	2,451,555,656.69
--	--	------------------	------------------

2

		694,296,938.5	618,989,611.57
		37,029,107.19	32,046,480.36
		669,171,831.16	271,158,045.68
		25,810,795.82	75,164,828.17
		41,681,708.62	58,536,755.03
		738,645,852.9	547,079,931.57
		290,002	
		2,206,926,236.19	1,602,975,652.38

-			
		73,087,277.57	105,133,037.37
		8,022,531.16	3,957,268.46

		1,881,193.9	1,595,330.34
		44,318,030.76	28,154,830.92
		64,509,730.98	39,481,369.38
		16,698,428.71	6,299,231.53
		20,426,891.36	10,491,474.55
		1,090,990	189,189.03
		79,132,798.75	104,619,439.98




	214,713,355.2	90,493,096.96
	-213,558,365.2	-90,036,907.93
	729,600,000	282,750,266
	729,600,000	282,750,266
	230,000,000	70,000,000
	67,254,392.55	34,225,984.68
	297,254,392.55	104,225,984.68
	432,345,607.45	178,524,281.32
	-47,100.23	-37,801.02
	-	

	1,021,478,248.24	683,656,241.07
	1,085,572,321.16	773,863,987.52
	69,686,119.91	41,110,443.49
	26,327,824.27	33,476,662.84
	76,284,238.9	31,682,646.71
	1,257,870,504.24	880,133,740.56
	-236,392,256	-196,477,499.49

	-47,100.23	-37,801.02
	-13,851,658.31	-165,769,810.58
	543,414,632.02	625,104,031.44

2										
3							-53,560, 000			-53,560,00 0
4										
1										
2										



Ê,œ3RĐt ü1G&1“0

3

1 1 12 31

4

5

1

2

6

1

2

7

8

1

2

9

1

)

2

(1)

(

()

)

(2)

(4)

(

)

(

)

(5)

3

(1)

(2)

(1)

(2)

4

6

(1)

(2)

7**10****1**

	500	500

2

--	--	--

3

11

1

2

3

4

5

12

1

A

B

A

B

C

2

6

13

1

2

14

1

2

3

		%	%
	20	5%	4.75%
	10	5%	9.50%
	5	5%	19.00%
	5	5%	19.00%
	--	--	--

4

5

4

17

18

19

1

2

3

4

5

22

1

2

23

1

2

3

4

24

25

1

2

27

1

2

28

1

1

2

2

29

1

2

30

31

32

1

2

33

15%

2008 10 21

2011

2013

2009 9 11

2012

15%

2009 10 29

2012

15%

3

1

1

				27,586,200					(%)	(%)			
						20,689,700		75%	75%		6,416,795.84	479,704.16	

2




7

8

:

9

1



|

2


3

3

1

		(%)			(%)	
1						
	--	--	--	--	--	--

3



	2			8		
--	---	--	--	---	--	--

			%	
			--	--

3

	--	--		--	--

4

5

5

5

			(%)
		--	

6

				(%)
--	--	--	--	-----

		1,361,524.39		6.97%
		1,036,684.32		5.31%
	--	9,732,109.71	--	49.82%

7

			(%)
	--		

8

	50,464,501.8		50,464,501.8	48,416,931.22		48,416,931.22
	93,235,278.01		93,235,278.01	72,413,956.24		72,413,956.24
	649,113,004.55	4,154,665.27	644,958,339.28	466,775,919.84	4,154,665.27	462,621,254.57
	792,812,784.36	4,154,665.27	788,658,119.09	587,606,807.3	4,154,665.27	583,452,142.03

--	--	--	--

1

2


3

4


5

10

	764,538.85	



2



	0	0

14

				(%)					
					(%)				

1

						(%)	(%)				
--	--	--	--	--	--	-----	-----	--	--	--	--

1,000,000 1,000,000

2

16

1

2

17

1

	646,005,190.22		86,136,422.02	296,058.12	731,845,554.12
	221,855,971.07		28,962,738.47		250,818,709.54
	375,394,899.27		49,337,109.52	176,400	424,555,608.79
	7,857,482.81		2,392,786.24	119,658.12	10,130,610.93
	40,896,837.07		5,443,787.79		46,340,624.86
--					
	125,903,601		28,578,234.09	180,970.36	154,300,864.73
	29,650,887.16		6,133,670.39		35,784,557.55
	80,793,837.13		17,905,247.32	120,408.21	98,578,676.24
	3,267,444.09		675,853.51	60,562.15	3,882,735.45
	12,191,432.62		3,863,462.87		16,054,895.49

--		--	
	520,101,589.22	--	577,544,689.39
	192,205,083.91	--	215,034,151.99
	294,601,062.14	--	325,976,932.55
	4,590,038.72	--	6,247,875.48
	28,705,404.45	--	30,285,729.37
	122,957.97	--	122,957.97
		--	
		--	

6

		2012 12 31
		2012 12 31
		12 31

2

						(%)				(%)		
		57,865.2	19,397,982.33									19,455,847.53
			25,775,697.42									

3

2

22

	0	0	0	0
1				
2				
3				
	0	0	0	0
1				
2				
	0	0	0	0
1				
2				

	9,050,487.1	1,536,574.86		10,587,061.96
	6,130,219.91	744,192.84		6,874,412.75
	2,816,285.01	647,273.64		3,463,558.65
	103,982.18	145,108.38		249,090.56
	76,805,594.62	9,187,171.66	792,382.02	85,200,384.26
	68,208,578.05	9,187,171.66		77,395,749.71
	7,249,914.99		647,273.64	6,602,641.35
	1,347,101.58		145,108.38	1,201,993.2

	4,374,021.68			4,374,021.68	
	4,374,021.68			4,374,021.68	

					--

	321,742.65	398,384.45

27

	22,010,190.27	22,806,222			44,816,412.27
	4,154,665.27				4,154,665.27

29

1

|

|

31

	390,716,415.62	201,848,202.9
	390,716,415.62	201,848,202.9

390,716,415.62

32

1

	300,348,633.42	203,894,126.59
	422,424.33	1,829,236.22
	2,101,986	483,511.79
	615,061.7	630,706.45
	303,488,105.45	206,837,581.05

2

5 5

33

1

	20,512,113.82	10,791,177.01
	4,670,807.74	6,721,906.59
	200,474.15	48,639.75
	250,000	250,000

		25,633,395.71	17,811,723.35
--	--	---------------	---------------

2**5****5**

	65,759.7	67,167.59
	968,785.82	581,941.26
	1,069,023.26	17,934.4
	448,040	6,440.02
		119.64
	22,586,413.72	3,230,650.49

36

	116,374.97	
	4,406,950.08	728,711.82
	4,523,325.05	728,711.82

37

			--

38

1

	20,445,692.81	17,899,552.19
	90,281.19	87,573.78

	53,654	3,000
	19,000	23,000
	20,608,628	18,013,125.97

2

5

5

3

4

39



	0	0	0	0

40

1

1		
1		

4



	2012 06 28	2017 06 27	CNY	6.9825%		50,000,000		
	2012 06 28	2016 12 20	CNY	6.9825%		25,000,000		
	2012 06 28	2016 06 20	CNY	6.9825%		25,000,000		

0

45



[Redacted text bar]

[Redacted text bar]

[Redacted text bar]

49

50

	890,631,071.35			890,631,071.35
	3,224,135			3,224,135
	893,855,206.35			

	1,270,364,167.37	1,037,734,040.03	831,281,327.28	628,654,291.13



	52,203,826.49	3.95%
	49,528,215.71	3.75%
	44,271,414.41	3.35%
	41,072,887.68	3.11%

	2,128,000	-1,193,800
--	-----------	------------

58

1

	1,090,990	
--	-----------	--

59

	22,806,222	13,063,425.1

63

$$S = S_0 + S_1 + S_i \times M_i + M_0 + S_j \times M_j + M_0 - S_k$$

P_0 S_0 S_1 S
 M_0 M_i M_j S_k
 S_i S_j

		2012 1-6	2011 1-6
	S0	267,800,000.00	267,800,000.00
	M0	6	6
	S1		
	Si		
	Mi		
	Sj		
	Mj		
	Sk		
	S	267,800,000.00	267,800,000.00
	P0	66,572,275.66	90,153,417.24
		0.2486	0.3366

64

1.		
2.		
3.		

	3,180,000
	101,181,179.71

3

66

1

1	--	--
	64,522,259.65	89,756,183.07
	22,806,222	13,063,425.1
	28,578,234.09	19,863,996.42
	1,536,574.86	1,148,966.5
	52,318.52	-219,508.46
	-2,128,000	1,193,800
	17,685,761.87	7,773,300.6
	968,793.87	-170,668.71
	-3,484,842.98	-1,151,130.18
		-127,050
	-205,205,977.06	-108,394,595.89
	-426,864,360.76	-250,036,541.81
	231,322,707.08	-47,232,090.36
	-270,210,308.86	-274,531,913.72
2	--	--
3	--	

	-51,470,166.84	-186,082,341.35
--	----------------	-----------------

2

	--	--
1		
2		
3		
4		

2

							(%)	(%)	
						100,800,000	100%	100%	78907158-5

3

				(%)				
				(%)				

4

		56686391-3

5**1**

				%	%

/	/	/	/	/	/	/	/	/	/
---	---	---	---	---	---	---	---	---	---

		267,446,800	2012 03 30	2012 09 27	

5

6

				%	%

	0
--	---

5

1 1 Td 5EMC /P <</MCID 13 >>BD/MCID 15 >>BDC /T38 10.56 Tf -96.38 -30.241


1

3

1

2012

	3,034,500.00	-2,128,000.00	-2,128,000.00		906,500.00



4**5****5****5****6**

				(%)
		35,265,634.33		5%
		28,274,625		4.01%

2

1


		(%)		(%)		(%)		(%)
	44,606,868.72	100%	2,925,160.1	6.56%	62,268,246.92	100%	3,731,491.89	5.99%
	44,606,868.72	100%	2,925,160.1	6.56%	62,268,246.92	100%	3,731,491.89	5.99%
	44,606,868.72	--	2,925,160.1	--	62,268,246.92	--	3,731,491.89	--

		(%)		(%)		(%)		(%)
1	--	--	--	--	--	--	--	--
1	41,376,423.2	92.76%	2,068,821.16		60,086,316	96.5%	3,004,315.8	
1 2	2,296,473.59	5.15%	229,647.36		1,290,015.92	2.07%	129,001.59	
2 3	280,971.93	0.63%	84,291.58		238,915	0.38%	71,674.5	
3	653,000	1.47%	542,400		653,000	1.05%	526,500	
3 4	200,000	0.45%	100,000		253,000	0.41%	126,500	

4	5	53,000	0.12%	42,400			
5		400,000	0.9%	400,000	400,000	0.64%	400,000
		44,606,868.72	--	2,925,160.1	62,268,246.92	--	3,731,491.89

5

	29,815,488.15	
	11,211,053.20	
	3,580,327.37	
	44,606,868.72	



3

			--

6

1	--	--

3	--	--
	529,562,973.71	459,334,220.86

2012 08 06