



2017

2017 08

)

(

.....	2
.....	5
.....	8
.....	13
.....	27







	-5,706,524.32	
	67,311,535.25	
	10,717,714.26	
	7,597.07	
	60,726,117.08	--

1

1

1



				3G 4G	
2 ODN				+	+
FTTx	FTTCab	FTTC	FTTB	FTTH	
FTTx		ODN			
FTTH		FTTH		2015	
21,337.2	FTTH	11,972.40	55%	GDP	2013-2015
FTTH		71.29%	11.05%	FTTH	ODN
			2020		80%
		70% 85%	FTTH		ODN
ODN					
3	DPI				
2014 2 27			2015 7 1		
			2015 8		
				2012 23	

2

1

50

70%-80%

2011

2 ODN

ODN

ODN

ODN

ODN

ODN

ODN

ODN

ODN

3

ODN3

**1**

	49%



135%



100%

	2,039,903,376.67	2,070,273,501.36	-1.47%	
	1,443,073,574.68	1,458,711,079.09	-1.07%	
	92,433,692.39	83,438,761.88	10.78%	

	2,039,903,376.67	100%	2,070,273,501.36	100%	-1.47%
	1,405,382,469.92	68.89%	1,302,939,700.12	62.94%	7.86%
	314,340,936.67	15.41%	549,640,641.04	26.55%	



	526,200.00	-280,200.00		0.00	12,726,100.00	10,313,200.00	246,000.00
	526,200.00	-280,200.00		0.00	12,726,100.00	10,313,200.00	246,000.00
	0.00	0.00					0.00

3

	314,358,807.43	
	169,202,796.97	




	1.17
	89,776.54
	0
	0
	0.00%
2017 06 30 0.00	1.17

2

	57,912.00
	10,698.57





6.4.9

1%

600

111.64

2016 3

6.4.9

ÄF6546LABFÄ7mWz#q0Hx

---

--	--

5

	( )		(1)		(2)	(3) (2)/(1)	

	35,000				12
				2016 3 1	
2016 4 18		2015			
	30,000				12
	25,000	2017 2		3,500	2017
4		21,500			
	2017 06 30			9,000	

6

A



---



7

8

--	--	--



10%



13,000,000 236,045,537.91 218,337,796.22 112,699,427.12 47,708,831.48 40,522,959.15



3

KPI

**1**

2017		43.48%	2017 04 21	2017 04 22	2017 4 22 2017 2017-047
2016		43.36%	2017 06 02	2017 06 03	2017 6 6 2016 2017-064

2017 8 2

2017 8 3

696.15

2017 8 10

104

2017-091

2017-093

5

1

1

2

3

63.8

81.40

70.79

10%

10%

2

1

2017

2017

2017

7.41

2016



	2017 04 08	20,000	2016 10 22	9,000				
	2017 04 08	40,000	2016 10 22	3,500				

2

3

2

1

	40,589,289	3.41%	69,866,421			-3,020,862	66,845,559	107,434,848	8.52%
3	40,589,289	3.41%	69,866,421			-3,020,862	66,845,559	107,434,848	8.52%
			41,361,991			-3,020,862	38,341,129	38,341,129	3.04%
	40,589,289	3.41%	28,504,430				28,504,430	69,093,719	5.48%
	1,151,253,434	96.59%				3,020,862	3,020,862	1,154,274,296	91.48%
1	1,151,253,434	96.59%				3,020,862	3,020,862	1,154,274,296	91.48%
	1,191,842,723	100.00%	69,866,421			0	69,866,421	1,261,709,144	100.00%

2017

42,050,616

27,815,805

69,866,421

2017 4 26

1,191,842,723

1,261,709,144

2017

4 24

<http://www.cninfo.com.cn>

2016 6 7

2016 10 17

2016 11 2

2016

2016 12 30

2016 103

2017 2 20

2017 244


27,902,621

2

	0	0	24,635,967	24,635,967		2018 4 25
	0	0	41,257	41,257		2018 4 25
	0	0	3,138,581	3,138,581		2018 4 25
	0	0	13,546,186	13,546,186		2018 4 25
	0	0	17,593,977	17,593,977		2018 4 25
	0					

		88,512		8	0
5% 10					







--	--	--	--	--	--	--	--	--	--




			2017 07 05	2017 7 5 2017
			2017 07 05	2017 7 5 2017

2017 07 05









|

|

---

	2,743,679,183.80	1,742,309,748.55
	732,835,331.61	750,629,144.91
	29,979,759.24	



---

	525,644,001.20	266,401,002.40

---

	1,789,510,866.88	1,765,669,457.85
	574.68	1,458,711,079.09



---

	4,841,383.21	6,813,401.66
	4,408,003.18	3,997,305.60
	5,198,634.94	7,697,599.60
	12,441.99	

	327,832.36	136,608.15
	47,943,966.93	175,260,000.97
	1,975,702,381.04	2,166,754,677.89
	1,536,218,480.53	1,398,004,552.53
	199,483,023.35	163,830,102.10
	143,151,512.44	162,448,866.68
	170,574,422.94	335,710,821.17
	2,049,427,439.26	2,059,994,342.48
	-73,725,058.22	106,760,335.41
	32,162,987.56	
	37,456,004.54	346,636.39
	348,429.40	11,934,513.03
	34,632,768.63	8,678,000.00
	104,600,190.13	20,959,149.42


---

	-726,517,407.12	-660,933,260.61
	444,809,986.36	

	32,162,987.56	
	36,977,412.44	15,224,749.17
	265,177.82	11,934,513.03
		1,678,000.00
	69,405,577.82	28,837,262.20
	113,388,158.00	







2													
	1,191, 842,72 3.00				263,456 ,484.88	10,858, 750.00			121,015 ,446.84		1,368,2 95,664. 01	78,160, 294.88	3,011,9 11,863. 61

8

	1,191,84 2,723.00				610,825,9 70.08	10,858,75 0.00				121,015,4 46.84	813,224 ,173.86	2,726,049 ,563.78	

1

										,457.29	57.29
	-7,273,5				-82,651,6	10,858,75					-100,783,
	00.00				63.21	0.00					913.21
1	-7,273,5										
	00.00										

20,080.00  
 2010 10 11 [2010]1287  
 6700 2010 10 21  
 26,780.00  
 2013 7 19 2013  
 753.00 27,533.00  
 A  
 2014 5 6 2013 10 3  
 35,792.90  
 2014 11 2014  
 [2014]742  
 10 A  
 9,647,651.00 11.92 / 51%  
 36,757.67  
 2014 715 2014 8 15 600  
 100 60,000 6  
 2015 2 25 2020 8 14 6  
 2015 7 6 , 87,217,708.00  
 2015 5 19

2

12

2017 12 31 2017

1

2

1 1 12 31

3

8





A

B

12

50%

A

B

2

A

B

3

**11**

**1**







22





3

4

25

1

2

26

1

2

27

28

1

2

A

B

3

29

1

1

2

1

2

2

30

/

1

2

31

1

**2**







5

1





2

	25,130,920.79	19.92%
	13,863,048.56	10.99%
	7,478,206.48	5.93%
	6,649,267.00	5.27%
	5,338,803.43	4.23%
	58,460,246.26	46.34%

7

1

2

8

1

2

1

9

1

	133,305,838.94	100.00%	21,618,616.87	16.22%	111,687,222.07	98,456,903.31	100.00%	17,418,264.78	17.69%	81,038,638.53

	133,305,838.94	100.00%	21,618,616.87	16.22%	111,687,222.07	98,456,903.31	100.00%	17,418,264.78	17.69%	81,038,638.53

1			
1	70,200,681.57	3,465,085.37	5.00%
1 2	22,114,944.86	2,211,494.49	10.00%
2 3	32,190,132.45	9,657,039.73	30.00%
3	8,800,080.06	6,284,997.28	71.42%
3 4	4,265,310.62	2,132,655.31	50.00%
4 5	1,906,437.36	1,524,009.89	80.00%
5	2,628,332.08	2,628,332.08	100.00%
	133,305,838.94	21,618,616.87	

	11,384,573.10	12,943,307.61
	19,859,631.39	10,640,463.31
	133,305,838.94	98,456,903.31

5

	37,144,495.75	1 2	1 3	2 3	27.86%	11,018,717.30
	13,968,593.36	1-2			10.48%	1,396,859.34
	4,126,766.99	1 2	1 3	2 3	3.10%	1,684,681.02
	2,424,427.90	1			1.82%	121,221.40
	2,400,000.00	1			1.80%	

	193,331,886.21	523,329.04	192,808,557.17	153,447,892.45		153,447,892.45
	123,439,698.57		123,439,698.57	83,406,025.99		83,406,025.99
	797,655,067.60	15,696,528.51	781,958,539.09	718,942,288.80	15,233,848.19	703,708,440.61
	3,511,020.34		3,511,020.34	17,692.30		17,692.30
	1,117,937,672.72	16,219,857.55	1,101,717,815.17	955,813,899.54	15,233,848.19	940,580,051.35

4

2

			523,329.03			523,329.04
	15,233,848.19		462,680.33			15,696,528.52
	15,233,848.19		986,009.36			16,219,857.56

---

	48,178,219.07	50,514,009.10
		11,478,070.69



	143,324,7 95.49			7,193,000 .00							147,497,3 95.49
	96,025,88 7.45			3,044,700 .00							99,070,58 7.45
	92,528,46 4.75		-32,162,9 87.56	-1,400,00 0.00							-58,965,4 77.19
	73,077,77 5.10			2,011,400 .00							75,089,17 5.10



---

4.	181,531,081.80	415,089,571.55	85,755,721.84	13,565,553.08	695,941,928.27

20

1

	181,864.16		181,864.16	181,864.16		181,864.16
	22,432,314.96		22,432,314.96	4,430,565.53		4,432,117.07

22

23

1

2

24

25

1

1.	154,707,301.60	3,135,222.79	10,066,200.00	23,776,961.95	191,685,686.34
2.		529,614.97	506,239.32	49,680,154.69	50,716,008.98
1			6,239.32		6,239.32
2				10,950,924.52	10,950,924.52
3		529,614.97	500,000.00	38,729,230.17	39,758,845.14
3.					
1					
4.	154,707,301.60	3,664,837.76	10,572,439.32	73,457,116.64	242,401,695.32
1.	19,794,979.31	2,011,884.35	7,271,284.09	7,987,927.81	37,066,075.56



---

	0.00		10,485,105.0			10,485,105.0
			9			9

4	2017 6 30	2017 6 30
5	2017 6 30	2017 6 30
6	2017 6 30	2017 6 30

28

	925,912.29	1,304,470.55	493,536.39	0.00	1,736,846.45
	925,912.29	1,304,470.55	493,536.39	0.00	

	29,555,296.80	4,433,294.52	16,263,651.53	2,439,547.73
	3,742,402.40	561,360.36	526,200.00	78,930.00
	43,554,522.81	6,533,178.42		
	76,852,222.01	11,527,833.30	16,789,851.53	2,518,477.73

3

		32,340,022.54		26,721,014.15
		11,527,833.30		2,518,477.73

4

		5,031,077.97	5,486,936.04
		22,476,682.85	22,476,682.85
		27,507,760.82	27,963,618.89

5

		1,710,125.07	1,710,125.07

---

	297,215,393.79	173,234,542.30
	297,215,393.79	173,234,542.30

**31****1**

35

1

	549,790,027.81	410,792,641.32
	549,790,027.81	410,792,641.32

2

1

---

	72,626,896.75	182,832,671.72	195,866,937.37	59,592,631.10

---

	2,617,331.58	2,127,476.69
--	--------------	--------------

---

2            1

42

43

44

		56,603.77
		56,603.77

45

1

49

50

51

	40,530,122.34		1,970,815.22	38,559,307.12	

---

[2009]229	2009 12 9		
620,500.00			
2014 86 -	2013		2014 4 15
	310,000.00		2015
		2015 211	2015 10 29
	6,000,000.00	2014	
( 2014 295 )		2015 2 13	
900,000.00			
721,000.02			
2016 43 -	2016		2016 8

56

--	--	--	--	--

4) 0.00

5) 0.00

**61**

	2,003,772,201.19	1,413,972,710.86	2,058,745,506.02	1,451,589,589.81
	36,131,175.48	29,100,863.82	11,527,995.34	7,121,489.28
	2,039,903,376.67	1,443,073,574.68	2,070,273,501.36	1,458,711,079.09

**62**

--	--	--



---

	-2,950,879.02	
	23,265,247.83	14,965,026.00

**67**

	10,186,882.48	8,657,951.71	10,186,882.48
--	---------------	--------------	---------------

								/
						266,373.76	28,198.62	

---

--	--	--	--	--	--	--	--	--

---

						1,820,775.00		



---

							200,000.00	
							255,000.00	
							649,230.00	

300,000.00 |

--	--	--	--

---

	24,681,540.54	36,563,601.17
	6,967,364.86	2,950,230.00
	3,988,024.16	2,545,488.19
	12,307,037.37	14,150.00

	90,000,000.00	
		83,700.00
	90,000,000.00	83,700.00

5

6

		450,000.00
		450,000.00

75

1

1	--	--
	291,863,338.40	273,661,948.86
	23,265,247.83	14,965,026.00
	77,624,305.87	60,976,912.36
	9,211,592.49	3,105,992.33
	493,536.39	103,950.17
	-88,559.84	-3,997,305.60
	280,200.00	-268,550.00
	62,758,944.76	62,038,414.19
	87,576,127.35	-16,586,253.22
	-5,619,008.39	-1,751,476.92
	9,009,355.57	10,830.00
	-161,137,763.82	44,910,468.80
	-514,030,495.88	-299,985,175.45

	45,068,121.05	-30,424,446.11
	-73,725,058.22	106,760,335.41
2		

	314,358,807.43	
	169,202,796.97	
	65,110,206.11	
	548,671,810.51	--

78

1

	1,142,438.06	6.7744	7,739,332.39
	21.37	0.8679	18.55
	959,982.22	6.7744	6,503,303.54
	78,000,000.00	0.8679	67,696,200.00

2

2

--	432,000,000.00
--	648,000,000.00
	1,080,000,000.00



5

6

1

1

				60.00%		
				100.00%		
				100.00%		
				75.00%		

51.00%

2

2

3

1

2

3

4

	/	/
	--	--
	--	--
	--	--
	539,218,325.80	617,848,890.55

5

6



3

	35%

4


5

1

/

		1,559,600.00	21,915,196.78

2

/

/

3

		638,000.00	894,000.00

4

	50,000,000.00	2016 08 08	2017 08 08	

		2016 08 08	2017 08 08	
	40,000,000.00	2016 08 08	2017 08 08	
		2016 08 08	2017 08 08	
	50,000,000.00	2016 08 08	2017 08 08	
		2016 08 08	2017 08 08	
	50,000,000.00	2016 08 08	2017 08 08	
		2016 08 08	2017 08 08	
	30,000,000.00	2016 01 14	2019 01 13	
		2016 01 14	2019 01 13	
	40,000,000.00	2016 01 14	2019 01 13	
		2016 01 14	2019 01 13	
	50,000,000.00	2016 01 14	2019 01 13	
		2016 01 14	2019 01 13	
	50,000,000.00	2016 01 14	2019 01 13	
		2016 01 14	2019 01 13	

		2016 01 14	2019 01 13	
	50,000,000.00	2016 02 23	2017 02 23	
	50,000,000.00	2016 02 23	2017 02 23	
	50,000,000.00	2016 02 23	2017 02 23	
	20,000,000.00	2016 04 25	2018 04 24	
	36,000,000.00	2016 04 25	2018 04 24	
	50,000,000.00	2016 04 25	2018 04 24	
	23,500,000.00			

---

	50,000,000.00	2017 03 01	2018 02 28	
		2017 03 01	2018 02 28	
	30,000,000.00	2017 03 01	2018 02 28	
		2017 03 01	2018 02 28	
	40,000,000.00	2017 03 01	2018 02 28	

---

		2016 12 13	2017 12 12	
	4,100,000.00	2016 12 13	2017 12 12	
		2016 12 13	2017 12 12	
	15,620,577.57	2016 12 13	2017 12 12	
		2016 12 13	2017 12 12	
	4,670,000.00	2016 12 13	2017 12 12	

---

	1,193,903.15	2016	12	13	2017	12	12	
		2016	12	13	2017	12	12	

6€H0

3

4

5

1

2

	1,266,256,239.63	100.00%	76,608,449.51	6.05%	1,189,647,790.12	1,042,677,651.58	100.00%	64,062,430.32	6.14%	978,615,221.26
--	------------------	---------	---------------	-------	------------------	------------------	---------	---------------	-------	----------------

1			
1	1,145,075,441.65	57,253,772.08	5.00%
1 2	98,927,241.90	9,892,724.19	10.00%
2 3	11,818,353.23	3,545,505.97	30.00%
3	10,435,202.85	5,916,447.29	56.70%

	42,130,281.36	2,106,514.07	3.33%
	26,003,750.64	1,300,187.53	2.05%
	1,028,395,512.30	56,005,261.78	81.22%

5

6

2

1

	831,740, 353.65	100.00%	70,927,3 69.97	8.53%	760,812,9 83.68	669,165 ,850.98	100.00%	74,318,50 2.98	11.11%	594,847,34 8.00
	831,740, 353.65	100.00%								

---

3	4	3,945,054.78	1,972,527.39	50.00%

		4,126,766.99	1 1 2 2 3 3 4	0.50%	1,684,681.02
TAIHAN FIBEROPTICS CO.,LTD		1,500,417.00	1-2	0.18%	150,041.70
	--	807,514,995.34	--	97.09%	67,138,823.17

3

	2,204,460,858.00		2,204,460,858.00	1,124,460,858.00	1,124,460,858.00
	539,218,325.80		539,218,325.80	617,848,890.55	617,848,890.55
	2,743,679,183.80		2,743,679,183.80	1,742,309,748.55	1,742,309,748.55

1

	<del>OTHER</del>			
--	------------------	--	--	--

---

		1,080,000,000.00		1,080,000,000.00		
	1,124,460,858.00	1,080,000,000.00		2,204,460,858.00		

**2**

--	--	--	--	--	--	--	--

	90.55		87.56	0.00			0.00		77.19	25.80	
	617,848,8		-32,162,9	15,518,30			-3,020,40		-58,965,4	539,218,3	
	90.55		87.56	0.00			0.00		77.19	25.80	

4

	-5,706,524.32	
	67,311,535.25	
	10,717,714.26	
	7,597.07	
	60,726,117.08	--

1

1

2

--	--	--

